

Series S2000 brass pipe fittings Sprint®

Fittings threads: BSP (G1/8, G1/4, G3/8, G1/2), BSPT (R1/8, R1/4, R3/8, R1/2)



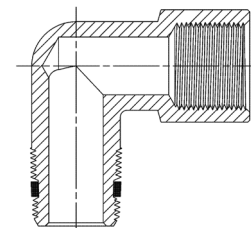
Series S2000 pipe fittings are characterized by great reliability of female threads, both BSP and BSPT, with non-flat surfaces. The patented Sprint models are provided with a particular torque system which avoids the use of liquid glues or PTFE band, making thus the mounting quicker.

Thanks to this system the connection and disconnection of the fitting can be repeated several times without compromising the seal on the thread.

GENERAL DATA

Threads	GAS conical ISO 7 (BSPT) GAS cylindrical ISO 228 (BSP)
Temperature	-40°C ÷ 120°C
Medium	compressed air and other low pressure fluids
Materials	nickel-plated brass and PTFE
Working pressure	80 bar

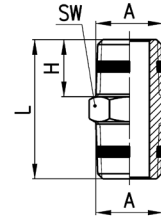
Pipe fittings Sprint®



Fittings Mod. S2500



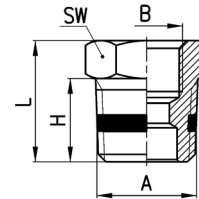
BSPT Nipple Sprint®



DIMENSIONS					
Mod.	A	H	L	SW	Weight (g)
S2500 1/8	R1/8	7,5	19,5	12	8
S2500 1/4	R1/4	11	27	14	15
S2500 3/8	R3/8	11,5	28	17	21
S2500 1/2	R1/2	14	33,5	22	39

Fittings Mod. S2530

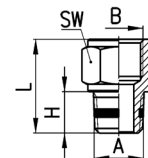
BSPT Reducing Nipple Sprint®



DIMENSIONS						
Mod.	A	B	H	L	SW	Weight (g)
S2530 1/4-1/8	R1/4	G1/8	11	16	14	9
S2530 3/8-1/8	R3/8	G1/8	11,5	16,5	17	16
S2530 1/2-1/8	R1/2	G1/8	14	19,5	22	13
S2530 3/8-1/4	R3/8	G1/4	11,5	16,5	17	33
S2530 1/2-1/4	R1/2	G1/4	14	19,5	22	32
S2530 1/2-3/8	R1/2	G3/8	14	19,5	22	22

Fittings Mod. S2520

BSPT Male Reducing Extension Sprint®

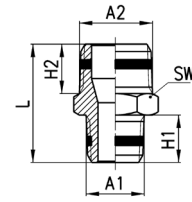


DIMENSIONS						
Mod.	A	B	H	L	SW	Weight (g)
S2520 1/8-1/8	R1/8	G1/8	7,5	17,5	13	11
S2520 1/8-1/4	R1/8	G1/4	7,5	19	17	15
S2520 1/8-3/8	R1/8	G3/8	7,5	20	20	19
S2520 1/4-1/4	R1/4	G1/4	11	22,5	17	17
S2520 1/4-3/8	R1/4	G3/8	11	23,5	20	33
S2520 1/4-1/2	R1/4	G1/2	11	27,5	24	34
S2520 3/8-3/8	R3/8	G3/8	11,5	24	20	36
S2520 3/8-1/2	R3/8	G1/2	11,5	28	24	56
S2520 1/2-1/2	R1/2	G1/2	14	30,5	24	41

Fittings Mod. S2510



BSPT Reducing Sprint®

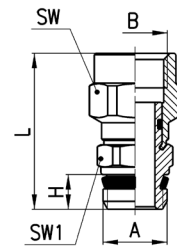


DIMENSIONS							
Mod.	A1	A2	H1	H2	L	SW	Weight (g)
S2510 1/8-1/4	R1/8	R1/4	7,5	11	23,5	14	14
S2510 1/8-3/8	R1/8	R3/8	7,5	11,5	24	17	22
S2510 1/4-3/8	R1/4	R3/8	11	11,5	27,5	17	19
S2510 1/4-1/2	R1/4	R1/2	11	14	30,5	22	33
S2510 3/8-1/2	R3/8	R1/2	11,5	14	31	22	36

Fittings Mod. 2541



BSPT Swivel Male Nipple Sprint®

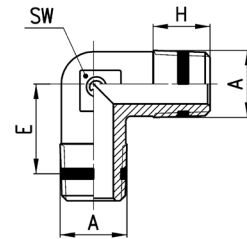


DIMENSIONS							
Mod.	A	B	H	L	SW	SW1	Weight (g)
2541 1/8-1/8	G1/8	G1/8	5,5	28	13	14	17
2541 1/4-1/4	G1/4	G1/4	7	31,5	17	14	26
2541 3/8-3/8	G3/8	G3/8	8	34	20	19	39

Fittings Mod. S2010



BSPT Male Elbow Sprint®

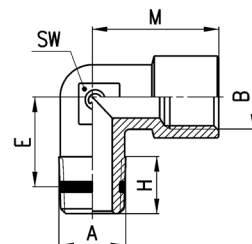


DIMENSIONS					
Mod.	A	E	H	SW	Weight (g)
S2010 1/8	R1/8	11,5	7,5	9	9
S2010 1/4	R1/4	13,5	11	12	17
S2010 3/8	R3/8	15,5	11,5	14	25
S2010 1/2	R1/2	16	14	16	47

Fittings Mod. S2020



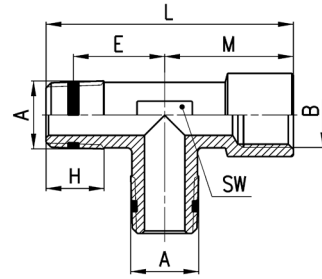
Male Female Elbow Sprint®



DIMENSIONS							
Mod.	A	B	E	H	M	SW	Weight (g)
S2020 1/8-1/8	R1/8	G1/8	11,5	8,5	19	11	16
S2020 1/4-1/4	R1/4	G1/4	15	11	23	13	27
S2020 3/8-3/8	R3/8	G3/8	15	11,5	25	15	33
S2020 1/2-1/2	R1/2	G1/2	17,5	14	31,5	20	62

Fittings Mod. S2050

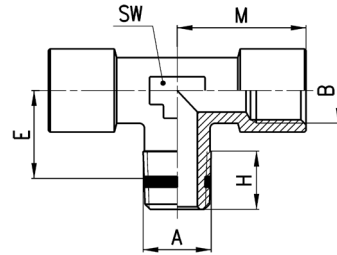
M.M.F. Tee Sprint®



DIMENSIONS								
Mod.	A	B	E	H	L	M	SW	Weight (g)
S2050 1/8-1/8	R1/8	G1/8	11,5	8,5	37	19	12	14
S2050 1/4-1/4	R1/4	G1/4	15	11	46	23	13	44
S2050 3/8-3/8	R3/8	G3/8	15	11,5	48,5	25	16	59
S2050 1/2-1/2	R1/2	G1/2	17,5	14	60,5	31,5	20	81

Fittings Mod. S2060

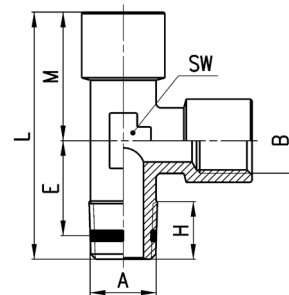
F.M.F. Tee Sprint®



DIMENSIONS							
Mod.	A	B	E	H	M	SW	Weight (g)
S2060 1/8-1/8	R1/8	G1/8	11,5	8,5	19	12	31
S2060 1/4-1/4	R1/4	G1/4	15	11	23	13	38
S2060 3/8-3/8	R3/8	G3/8	15	11,5	25	16	51
S2060 1/2-1/2	R1/2	G1/2	17,5	14	31,5	20	88

Fittings Mod. S2070

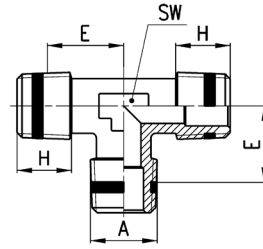
M.F.F. Tee Sprint®



DIMENSIONS								
Mod.	A	B	E	H	L	M	SW	Weight (g)
S2070 1/8-1/8	R1/8	G1/8	11,5	8,5	37	19	12	30
S2070 1/4-1/4	R1/4	G1/4	15	11	46	23	13	36
S2070 3/8-3/8	R3/8	G3/8	15	11,5	48,5	25	16	51
S2070 1/2-1/2	R1/2	G1/2	17,5	14	60,5	31,5	20	89

Fittings Mod. S2080

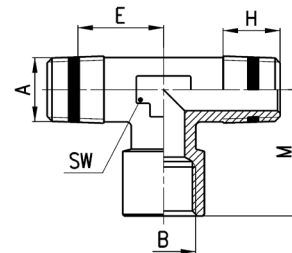
Male Tee Sprint®



DIMENSIONS					
Mod.	A	E	H	SW	Weight (g)
S2080 1/8	R1/8	11,5	7,5	9	14
S2080 1/4	R1/4	13,5	11	12	31
S2080 3/8	R3/8	15,5	11,5	14	50
S2080 1/2	R1/2	16	14	16	63

Fittings Mod. S2090

M.F.M. Tee Sprint®

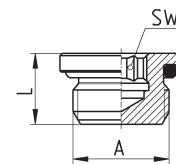


DIMENSIONS							
Mod.	A	B	E	H	M	SW	Weight (g)
S2090 1/8-1/8	R1/8	G1/8	11,5	8,5	19	12	22
S2090 1/4-1/4	R1/4	G1/4	15	11	23	13	16
S2090 3/8-3/8	R3/8	G3/8	15	11,5	25	16	59
S2090 1/2-1/2	R1/2	G1/2	17,5	14	31,5	20	80

Fittings Mod. 2612

New sizes

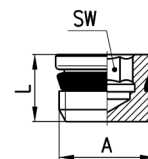
BSP Male Plug



DIMENSIONS				
Mod.	A	L	SW	Weight (g)
2612 M5	M5	5.5	2	1
2612 M7	M7	7	4	2
2612 1/8	G1/8	8.5	4	5
2612 1/4	G1/4	9.5	6	9
2612 3/8	G3/8	10.5	8	17
2612 1/2	G1/2	11.5	12	25

Fittings Mod. S2610

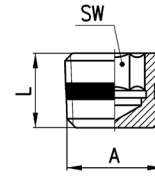
BSP Male Plug Sprint®



DIMENSIONS				
Mod.	A	L	SW	Weight (g)
S2610 1/8	G1/8	7.5	4	3
S2610 1/4	G1/4	9	6	6
S2610 3/8	G3/8	10	8	12
S2610 1/2	G1/2	11	10	21

Fittings Mod. S2615

BSPT Male Plug Tapper Sprint®



DIMENSIONS				
Mod.	A	L	SW	Weight (g)
S2615 1/8	R1/8	8	5	2
S2615 1/4	R1/4	10	7	6
S2615 3/8	R3/8	10	8	12

SERIES S2000 BRASS PIPE FITTINGS SPRINT®